



Tina and Mike Thompson's Edwardian family home in Northumberland

KITCHEN FILE

Design

- Martin Scarth at **Broomley Furniture**, West Broomley Farm, Stocksfield, Northumberland NE43 7HR (01434 682226) www.broomleyfurniture.co.uk

Worksurfaces

- 30mm Nero Assoluto honed granite, £355 per linear m

Flooring

- Marmoleum tiles in Dove Grey, £30 per sq m, Forbo-Nairn

Appliances

- Macon range cooker, £3,395, Lacanche
- SL31 extractor, £880, WS Westin
- KFN8993 fridge freezer, £1,410, Miele
- Existing washing machine, for similar try WFR3268, approx £600
- Existing dishwasher, for similar try SGS65L12, approx £550 Both Bosch

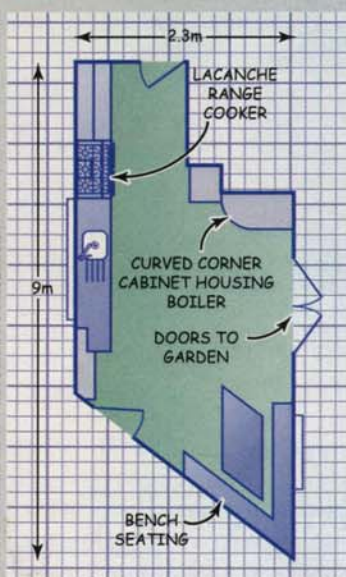
Sink and tap

- PMPS04 undermounted sink, £308, Brass & Traditional Sinks
- A2 Lux mixer tap, £306, Borma

PRICE GUIDE

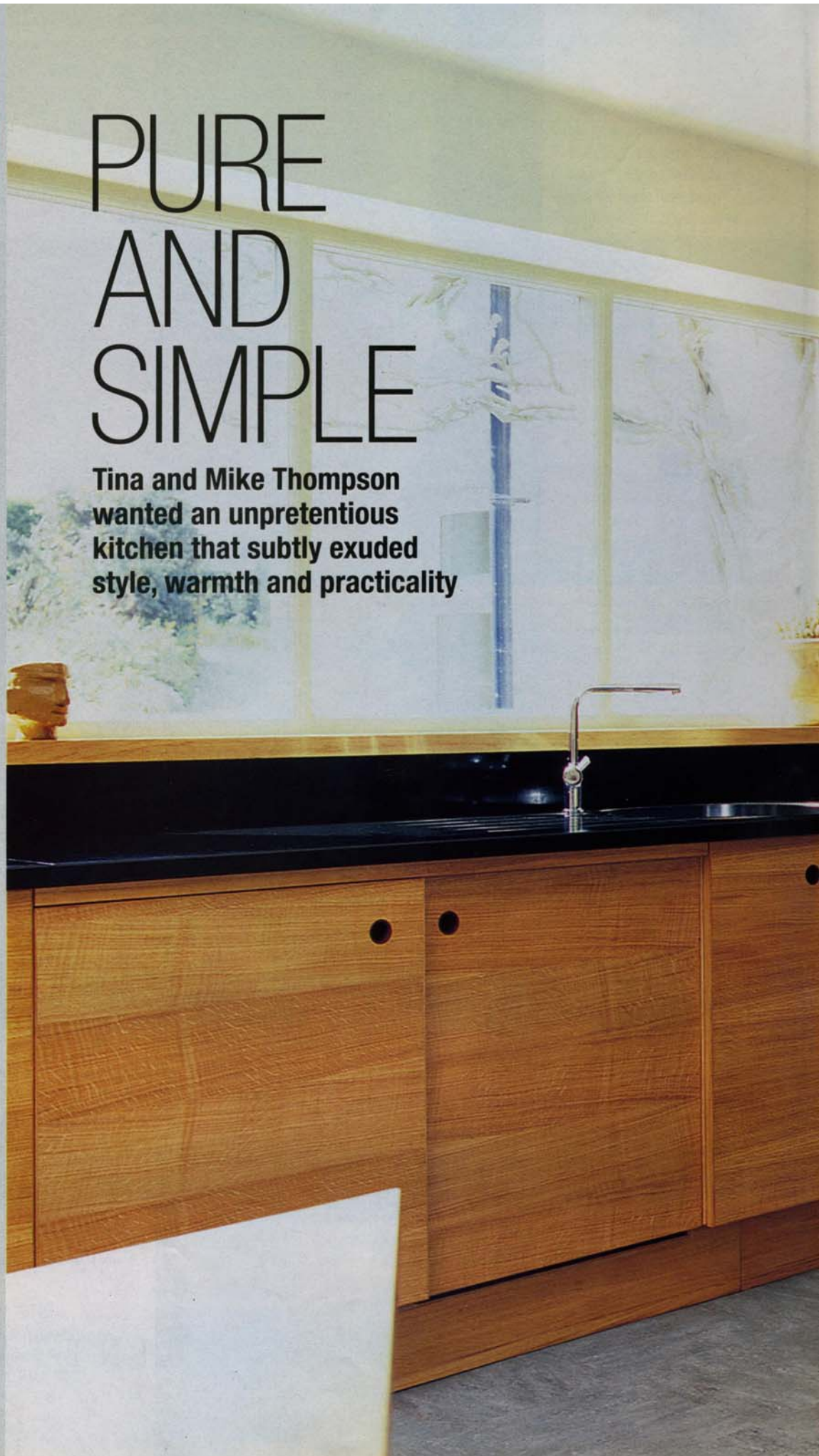
Approx **£20,000** For a similar Broomley Furniture kitchen

KITCHEN LAYOUT



PURE AND SIMPLE

Tina and Mike Thompson wanted an unpretentious kitchen that subtly exuded style, warmth and practicality



Classic **Oak and granite**



The Thompsons knocked through an old coal shed to create a spacious new kitchen. The flow of the oak cabinetry from Broomley Furniture is broken only by a chunky Lacanche range and Miele fridge freezer, which blend in with the grey Marmoleum flooring



1



2

Ramshackle kitchens don't sell houses, especially not the 1960s melamine affair that was tacked onto the side of Tina and Mike Thompson's Northumberland home. The couple had been wooed by the property's great location and huge garden, but the kitchen had to go. 'It sat between the main house and a coal shed, and was covered in a mix of lino, cushion flooring and carpet,' says Tina. 'The units were fitted so firmly, we thought it would be impossible to move them.'

Ignoring the temptation to rip the room apart immediately, the Thompsons decided to live with it while they assessed their requirements. 'We spent a long time looking through magazines and tracking down designers,' Tina explains, 'but one visit to the Broomley Furniture showroom was enough to convince us that they were right for the job.'

Plans were made to knock through to the angular outbuilding and create a large, practical space with separate working and dining areas. Tina fell for Broomley's oak cabinet designs in seconds. 'I didn't

want an especially light or dark timber,' she says. 'Broomley's shades of oak had a classic beauty.'

Kitchen designer Martin Scarth was impressed with the Thompsons' research. They had strong ideas about everything, from fridge freezer models to light fittings. All that was required now was a simple yet functional layout, with plenty of storage to keep clutter hidden and no ostentatious detail.

Martin's scheme fits the bill perfectly. A long run of cabinets with a range cooker and extra-wide granite worktops forms the main preparation space. Rather than find new integrated appliances, Martin fitted the Thompsons' existing washing machine and dishwasher inside bespoke cupboards. He also created a diamond-shaped oak table and benches to fit into one acute-angled corner of the room.

Tina chose the practical Marmoleum flooring after seeing it in friends' houses. 'Even with dogs, bicycles and children trailing through, it still looked brand new,' she says. 'I felt a bright colour might be too much, but this grey matches the fridge freezer.'

With all evidence of their Sixties kitchen now destroyed, the Thompsons can enjoy their stylish, practical new space. 'Each part of the design looks fantastic and works well,' says Tina. 'It isn't very flash, but that's what we like about it.'

1 The large D-bowl sink has space for the widest baking trays and grills

2 Martin has carefully lined up the oak grain to give a seamless finish to cupboard doors. Small finger holes are a neat alternative to handles

3 As well as housing larder space, this curved cupboard conceals an ugly boiler

4 Tina sits at the diamond-shaped table that Martin made especially for this tight corner. The pendant light was sourced from Artemide

5 By removing the three different types of flooring and replacing them with one expanse of grey Marmoleum, the Thompsons have given their kitchen a spacious feel. The striking Bisque B² radiator is one of a pair used to heat this vast space


WHERE TO BUY Artemide 020 7631 5200 Bisque Radiators 020 7328 2225 Borma 0870 129 6023 Bosch 0870 727 0446 Brass & Traditional Sinks 01291 650 455 Forbo-Nairn 01592 643777 Lacanche 01202 733011 Miele 0845 330 3666 WS Westin 01484 421585



3



4



'This kitchen isn't
flash, but that's what
we like about it'